

## **SWIMMING POOL & SPA TUB**

This brochure is intended to assist you with your plans of installing a swimming pool and/or a spa tub on your property. The primary obstacle to installing a pool in your yard is the location of the existing utility lines.

**Construction of pools on or within a drainage and/or utility easement is not permitted.** Please remember to call J.U.L.I.E. at 800-892-0123 to locate any underground utilities in your yard prior to excavation.

### **PERMIT REQUIREMENTS / CHECK LIST**

All pools 24" or more in depth require a permit prior to construction. Please ensure the following items are provided to the Community Development Department:

- ❑ A completed Application for Permit.
- ❑ A plat of survey/site plan showing all existing structures on the site, the proposed location and size of the pool, and the dimensions from the pool to all lot lines, existing structures and easements. If applicable, include a deck and pool barrier plan.
- ❑ The pool installation booklet. (Must show that it is UL or other testing service institute approved.)
- ❑ For in-ground pools, complete construction drawings showing plumbing, drainage and electrical systems.
- ❑ If the original grade of the swimming pool area is altered in any way, a detailed grading plan may be required as well.

**Your permit will not be processed without the above items. Please allow a minimum of seven (7) business days for permit review.**

### **REQUIRED INSPECTIONS**

There may be up to 7 different inspections required. At the time the permit is issued, you will be provided with a list of required inspections, some of which include:

1. A stakeout inspection is required prior to installation or construction of the pool. All underground utilities must be clearly marked.

2. An inspection is required before any buried underground electrical and/or gas lines are covered.
3. Inspection of all electrical bonding is required.
4. A final inspection is required prior to the use of the pool.

**Call (815) 895-4434 (minimum 24 hour in advance) to schedule all required inspections.**

### **GENERAL REGULATIONS**

**For above-ground pools** where the **height is 48" or more** from finished grade to the top edge of the pool structure at all points surrounding the pool, either a removable ladder or a retractable ladder that can be locked in the up position is required to prevent unauthorized access to the swimming pool area.

**For above-ground and in-ground pools** where the height **is less than 48"** from finished grade to the top edge of the pool structure at all points surrounding the pool, a minimum 48" high code compliant barrier or wall with no openings, except for gates, is required around the pool or the lot on which the pool is located. **\*\*Planting material will not be accepted as a substitute for a barrier or wall.**

1. Pools are permitted in side yards, corner side yards and rear yards only.
2. Pools must be located a minimum of 10' from any principal structure, 5' from any accessory structure (garage, tool shed, etc.) and 5' from any lot line.
3. The area of swimming pool shall not exceed 15% of the lot area.
4. The access gate must be equipped to accommodate a device that allows the gate to be locked in the closed position.
5. Ground Fault Circuit Interrupters (GFCIs) are required by the National Electrical Code to guard against electrical accidents.

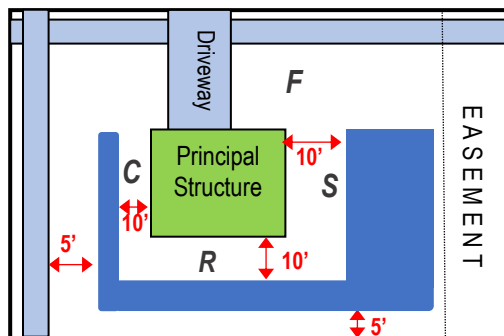
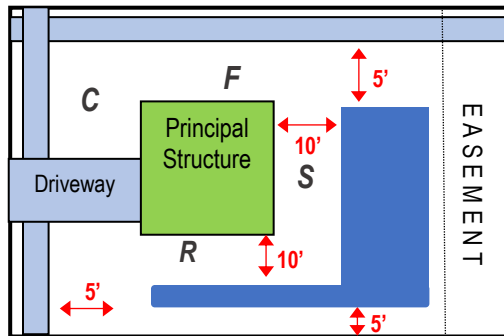
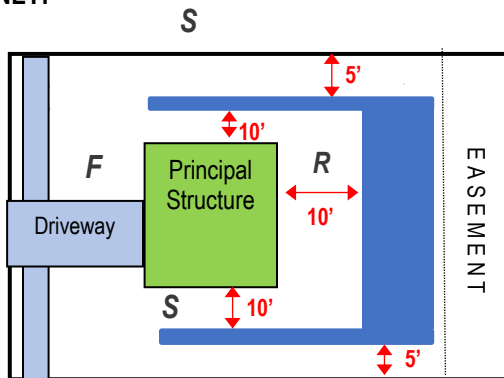
6. A GFCI receptacle for pool equipment shall be permanently located 6'-10' from outside edge of pool. All underground electrical wiring shall be buried in accordance with NEC Table 680.10.
7. The pool shall be a minimum of 10' away from any overhead electrical wires and a minimum of 5' away from any underground wires.
8. Any gas piping shall be installed in accordance with the 2015 International Fuel Gas Code.
9. Decks serving pools must have a self-closing, self-latching gate.
10. Any door with direct access to the swimming pool area must be equipped with an alarm which produces an audible warning when the door is opened.
11. Pools shall not be drained so as to overflow upon an adjoining lot or otherwise create a nuisance.
12. Electrical bonding shall be installed in accordance with 2014 NEC 680.26.


### **APPLICABLE BUILDING CODES. WITH AMENDMENTS**

All swimming pools and spa tubs shall comply with the:

- 2015 Swimming Pool and Spa Code
- 2015 International Residential Code (IRC)
- 2014 National Electric Code
- 2015 International Mechanical Code
- 2015 International Fuel Gas Code
- 2018 International Energy Conservation Code
- City of Sycamore Municipal and Unified Development Codes

**DRAWING IS FOR ILLUSTRATIVE PURPOSES ONLY.**



|   |   |  |
|---|---|--|
|  | = | Denotes legal portion of yard area where a pool or spa tub may be located. |
| F   |   | Front Yard   |
| C   |   | Corner Side Yard   |
| S   |   | Side Yard  |
| R   |   | Rear Yard  |

**FINAL NOTE**

The general regulations listed are necessary to prevent unsupervised and/or unauthorized use of a swimming pool and the surrounding area.

**MISSION STATEMENT**

The City of Sycamore Community Development Department strives to provide professional assistance in planning, development and construction by adopting and enforcing current codes and standards in a uniform and unbiased manner in order to establish and maintain a safe, healthy and attractive community for all residents and business owners.



**Community Development**

541 DeKalb Avenue  
Sycamore, IL 60178

[www.cityofsycamore.com](http://www.cityofsycamore.com)

O# (815) 895-4434  
F# (815) 895-7572

---

**SWIMMING POOL  
&  
SPA TUB**

---

**PERMIT REQUIREMENTS / CHECK LIST**

**REQUIRED INSPECTIONS**

**GENERAL REGULATIONS**

**APPLICABLE BUILDING CODES**

*This brochure contains general information and is not be used for interpretation of actual city codes. The drawings used in this brochure are intended to aid in the understanding of the zoning ordinance. They are for illustrative purposes only and are not intended to be used for interpretation of actual zoning regulations. Please contact the Community Development Department during regular business hours regarding specific questions.*